



Official Statistics 2016-2017

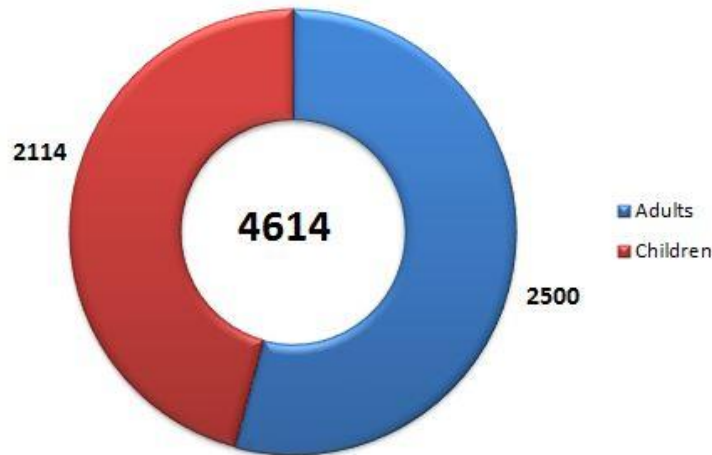
Nourish Community Foodbank Ltd

Company Number 08303764

Registered Charity 1154716

People Fed

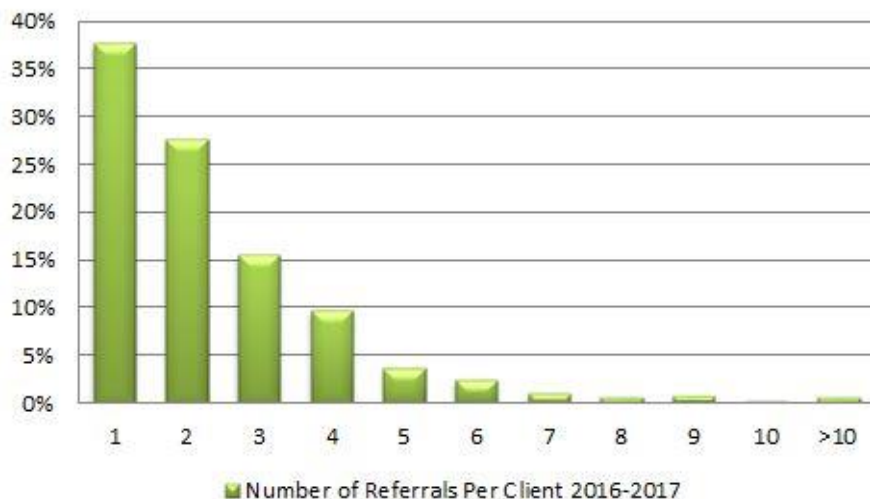
4,614 people in crisis in Tunbridge Wells, Tonbridge and surrounding areas were provided with three days' emergency food. This is a total of 41,526 meals.



- In the year **2016/2017** we provided food for **4,614** people
- **46%** of these were **children** under 18
- **1,963** separate **referrals** were made to us

We support people on an emergency, short-term basis and help them by signposting on to agencies so that the underlying issues can be resolved. Just over one third - 38% - of our clients had just one referral during the 2016-2017 financial year.

Number of Referrals Per Client



- Just over one third of clients – **38%** - needed **only one foodbag**
- **81%** of our referrals were for people using our service **three times or less** and **97%** received **6 or fewer** foodbags

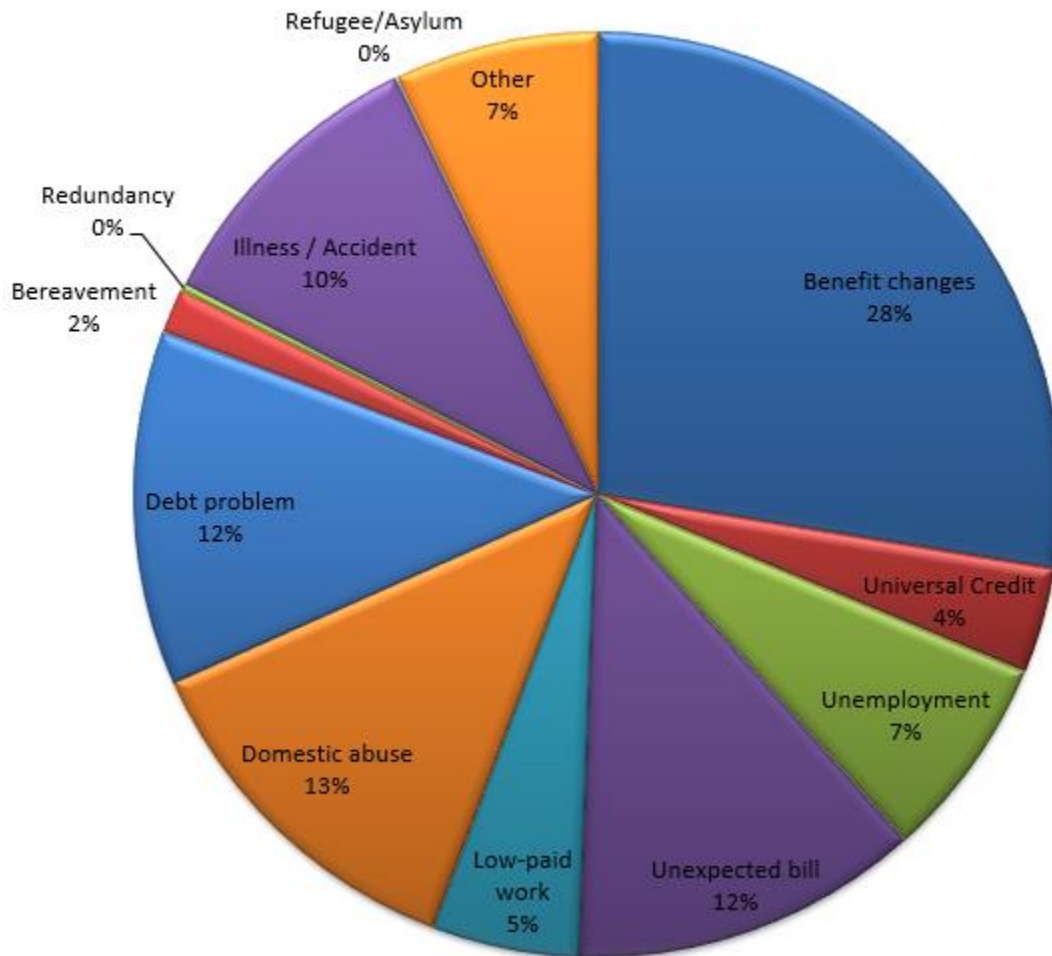
1st April 2016 - 31st March 2017

Reasons For Referral

People are referred to Nourish for a wide variety of reasons such as problems with benefits, domestic violence, low or delayed wages, debt and homelessness.

Below is a summary of why people had the need for Nourish in 2016-2017. Unemployment/Redundancy, Debt Problems and Benefit Changes tend to follow someone losing their job and all three account for 51% of the reasons why people used our service in 2016-2017.

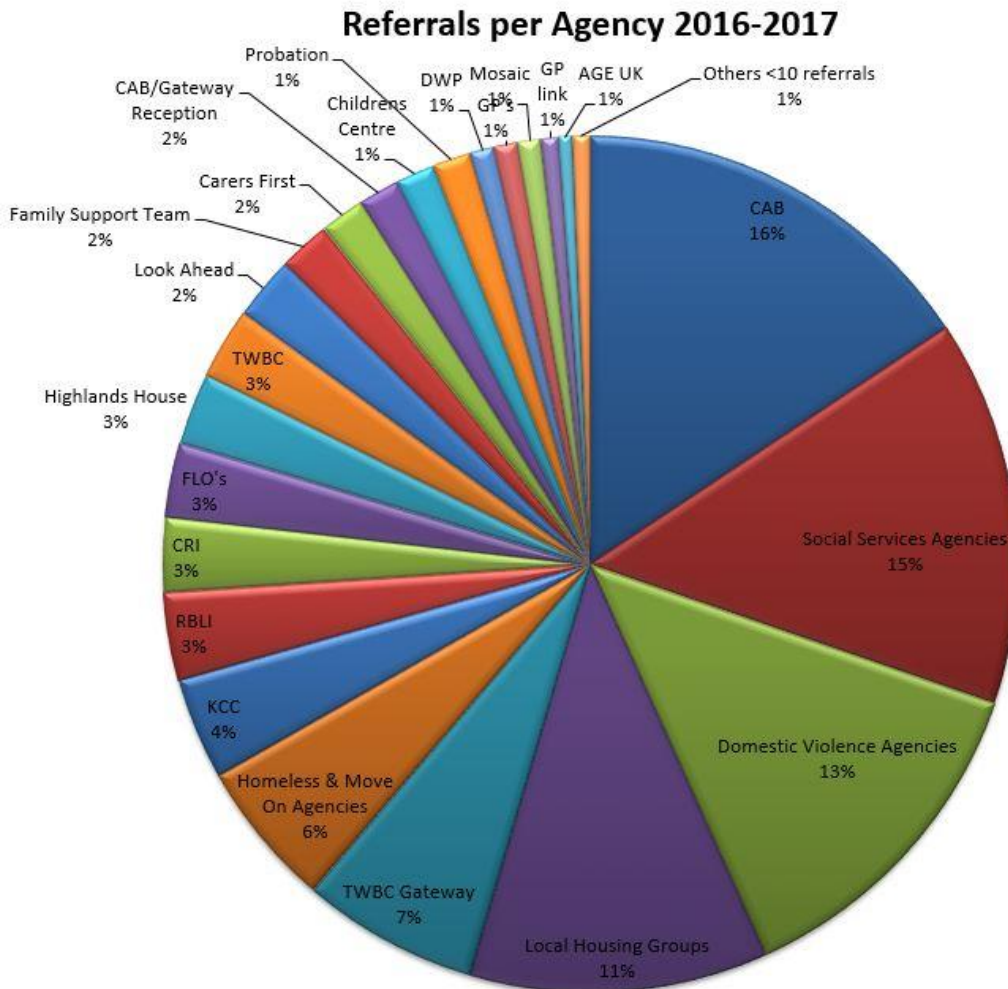
Reasons For Referral 2016-2017



1st April 2016 - 31st March 2017

Referral Agencies

We have continued to work with all of our front line agencies from 2015-2016 and have added some new key agents as we have expanded into South Tonbridge. We worked with over **100** frontline referral agencies during 2016-2017 across Tunbridge Wells. They made **1,963** referrals to Nourish.



Homeless & Move On Agencies	6%
Bridge Trust	2%
Chapter One	1%
Look Ahead Chestnut Close	0%
Porchlight	1%
Winter Shelter	0%
YMCA	2%

Domestic Violence Agencies	13%
Choices	3%
DAVSS	3%
Womens Refuge	7%

Local Housing Groups	11%
Circle housing	0%
TCHG	10%
TWBC Housing	1%
West Kent Housing	0%

Social Services Agencies	15%
Assessment & Intervention Team	1%
Early Intervention Team	3%
Social Services	10%