



Official Statistics 2017-2018

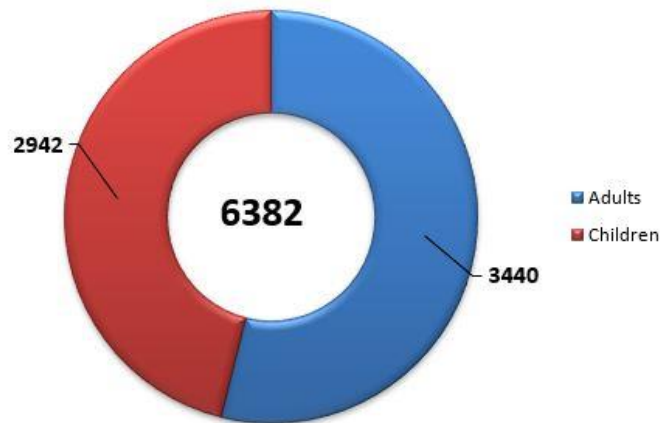
# **Nourish Community Foodbank Ltd**

**Company Number 08303764**

**Registered Charity 1154716**

## People Fed

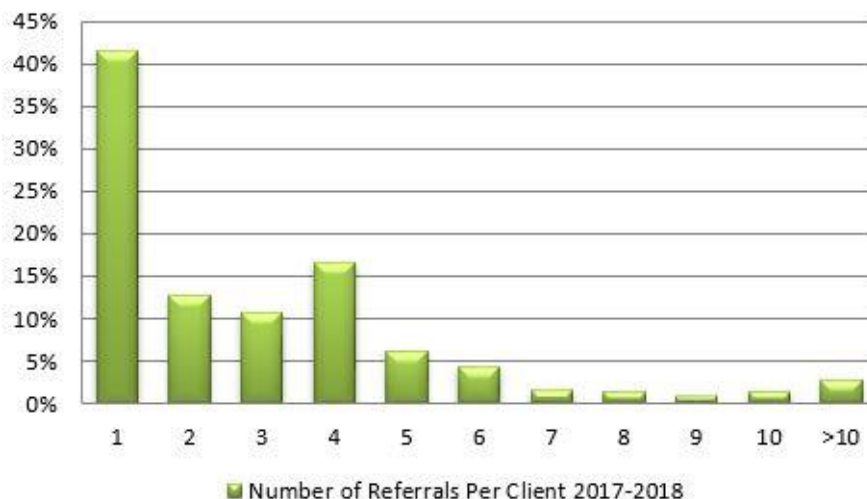
6,382 people in crisis in Tunbridge Wells, Tonbridge and surrounding areas were provided with three days' emergency food. This is a total of 57,438 meals.



- In the year **2017/2018** we provided food for **6,382** people
- **46%** of these were **children** under 18
- **2,614** separate **referrals** were made to us

We support people on an emergency, short-term basis and help them by signposting on to agencies so that the underlying issues can be resolved. Just over one third - 41% - of our clients had just one referral during the 2017-2018 financial year.

## Number of Referrals Per Client

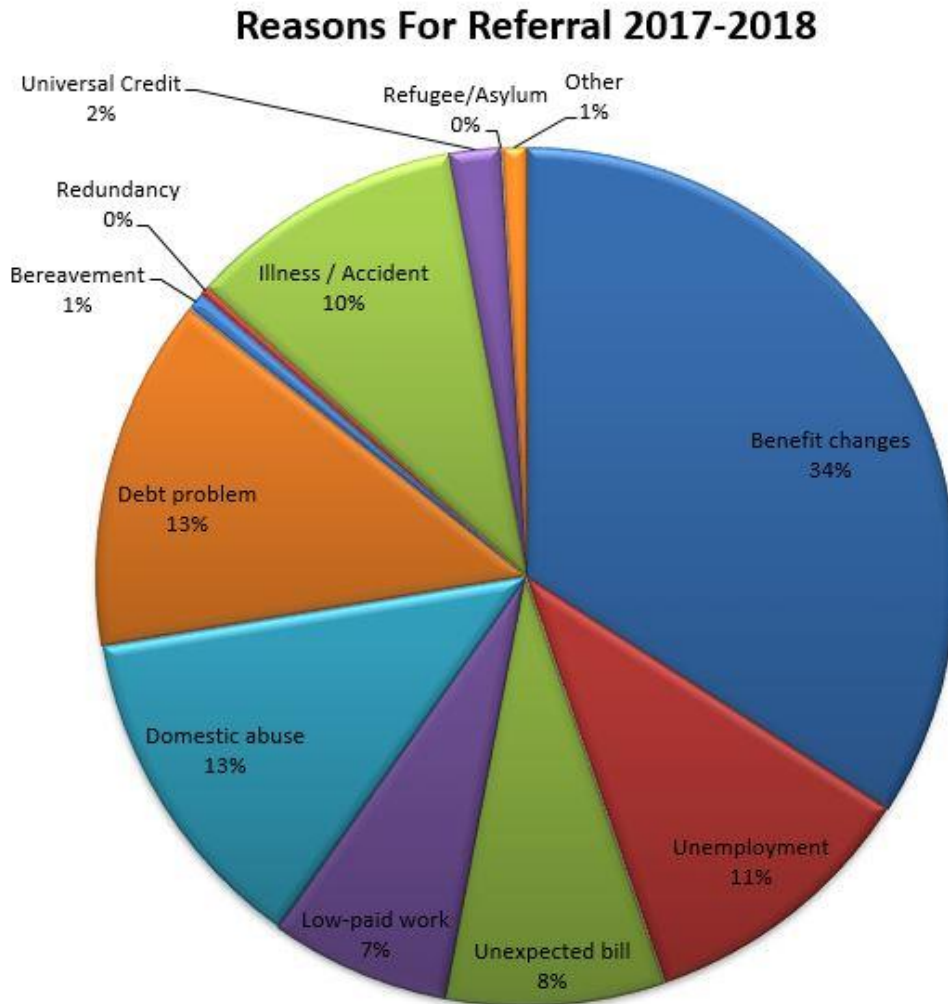


- Just over one third of clients – **41%** - needed **only one foodbag**
- **65%** of our referrals were for people using our service **three times or less** and **92%** received **6 or fewer** foodbags

## Reasons For Referral

People are referred to Nourish for a wide variety of reasons such as problems with benefits, domestic violence, low or delayed wages, debt and homelessness.

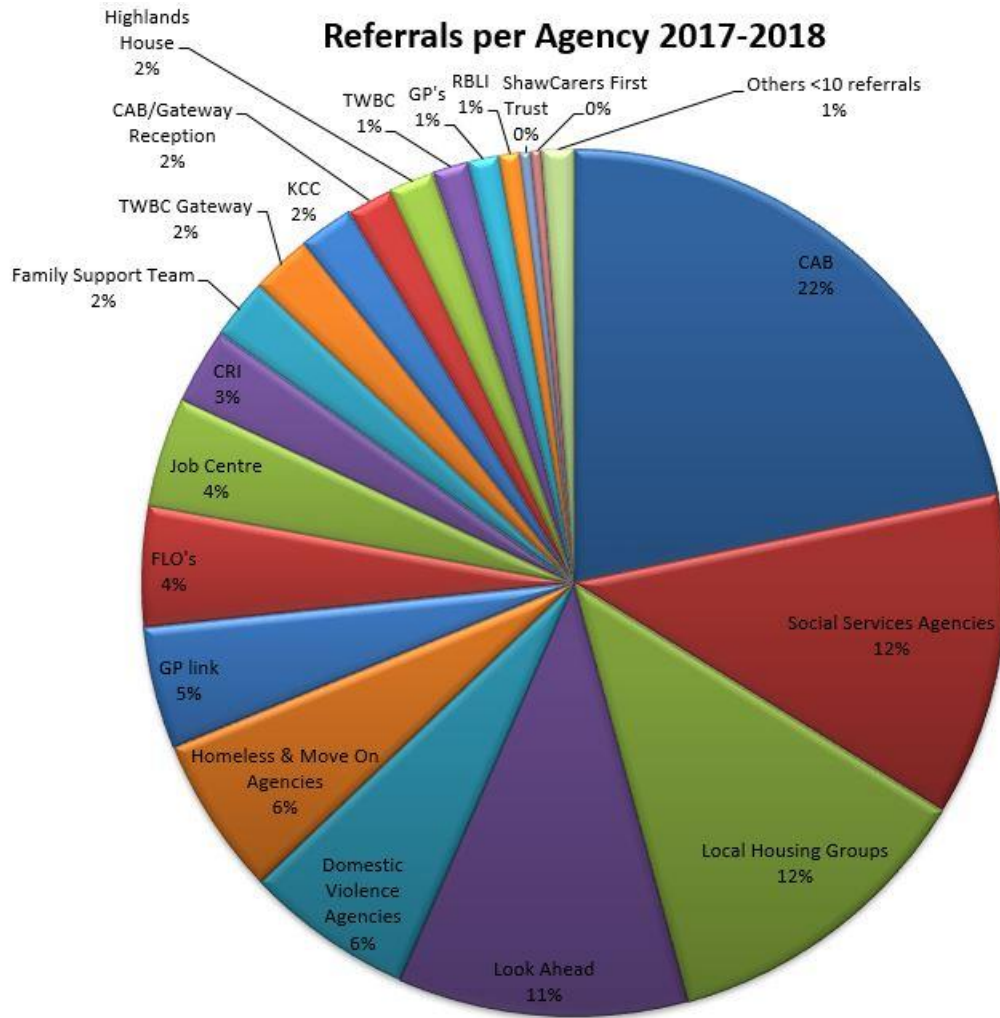
Below is a summary of why people had the need for Nourish in 2017-2018. Unemployment/Redundancy, Debt Problems and Benefit Changes tend to follow someone losing their job and all three account for 60% of the reasons why people used our service in 2017-2018.



# 1<sup>st</sup> April 2017 - 31<sup>st</sup> March 2018

## Referral Agencies

We have continued to work with all of our front line agencies from 2016-2017 and have added some new key agents as we have expanded into South Tonbridge. We worked with **115** frontline referral agencies during 2017-2018 across Tunbridge Wells. They made **2,614** referrals to Nourish.



Homeless & Move On Agencies	6%
Bridge Trust	2%
Chapter One	1%
Look Ahead Chestnut Close	0%
Porchlight	0%
Winter Shelter	0%
YMCA	2%

Local Housing Groups	12%
TCHG	10%
TWBC Housing	1%
West Kent Housing	1%
Circle housing	0%

Domestic Violence Agencies	6%
Choices	1%
DAVSS	5%
Womens Refuge	1%

Social Services Agencies	12%
Assessment & Intervention Team	0%
Early Intervention Team	0%
Social Services	12%